

SCHULENBURG ISD

Annual Performance Report



February 25, 2019

Schulenburg Independent School District

“SHORTHORNS FOREVER”



Mission

The mission of Schulenburg ISD is to create *Shorthorns Forever* –
Educating and empowering our students for success.

SCHULENBURG ISD

2017-2018 School Year

Accreditation Status – Accredited

District Demographics

753 Students Enrolled (PreK-12)

Elementary: 48%

Junior High: 20%

High School: 32%

SCHULENBURG ISD

2017-2018 School Year

District Demographics

Ethnic Distribution

White:	41.3%
Hispanic:	40.1%
African American:	14.3%
Two or More Races:	2.8%
Asian:	1.1%
American Indian:	.4%

SCHULENBURG ISD

2017-2018 School Year

District Demographics

Economically

Disadvantaged: 60%

At Risk: 43%

Gifted & Talented: 8%

Bilingual/ESL: 9%

Career & Tech Ed: 32% (97%)

SCHULENBURG ISD

2017-2018 School Year

District Demographics

Special Education (Total):	12%
Intellectual Disabilities	48%
Physical Disabilities	27%
Behavioral Disabilities	19%
Autism and/or Early Childhood (Non-Categorical)	6%

SCHULENBURG ISD

2017-2018 School Year

District Demographics

Staff Information

Total Staff: 123

Professional Staff: 69%


Educational Aides: 16%

Auxiliary Staff: 15%

Texas Academic Performance Report (TAPR)

2017-2018

Schulenburg ISD



Accessing the TAPR Report

The screenshot shows a web browser window with the URL <https://rptsrv1.tea.texas.gov/perfreport/tapr/2018/index.html>. The browser's address bar and tabs are visible. The website header includes navigation links: TEA Website, A-Z Index, Contact TEA, and Sign Up For Updates. The TEA logo (Texas Education Agency) is on the left, and a search bar is on the right. The main content area has a breadcrumb trail: Home > Performance Reporting Division > Texas Academic Performance Reports > 2017-18 Texas Academic Performance Report. The title is "2017-18 Texas Academic Performance Reports". A sidebar on the left lists links: Performance Reporting, Campus Report, District Report, Region Report, State Report, Glossary, and Data Download. The main text states: "The 2017-18 Texas Academic Performance Report (TAPR) data are now available. The new comprehensive TAPR system provides details of district and campus academic performance with financial reports and information about staff, programs, and demographics." It also includes search instructions: "Search by individual campus or district." and "TAPR data are also available by ESC region and for the entire state." There are links for "TAPR Glossary" and "TAPR Guidelines".

1 TEA Website:
<https://rptsrv1.tea.texas.gov/perfreport/tapr/2018/index.html>

2 District Website: www.schulenburgisd.net

3 Paper Copies available at the Campus Offices

2017-18 TAPR Content

District/Campus Performance

- **STAAR Performance results categorized as: Approaches Grade Level, Meets Grade Level, or Masters Grade Level**
 - *Disaggregated by grade level, subject, and student group*
 - *Aggregated by passing standard and progress measure*
 - *Progress of Prior Year Failures*
 - *End-of Course (Eng. I; Eng. II; Alg. 1; Biology; US History)*
 - *Student Success Initiative (Grades 5 and 8)*
 - *Current year ELL Students disaggregated by subject and Bilingual/ESL service delivery model*
 - *Special Education Students by Disability*

2017-18 TAPR Content

District/Campus Performance

(continued)

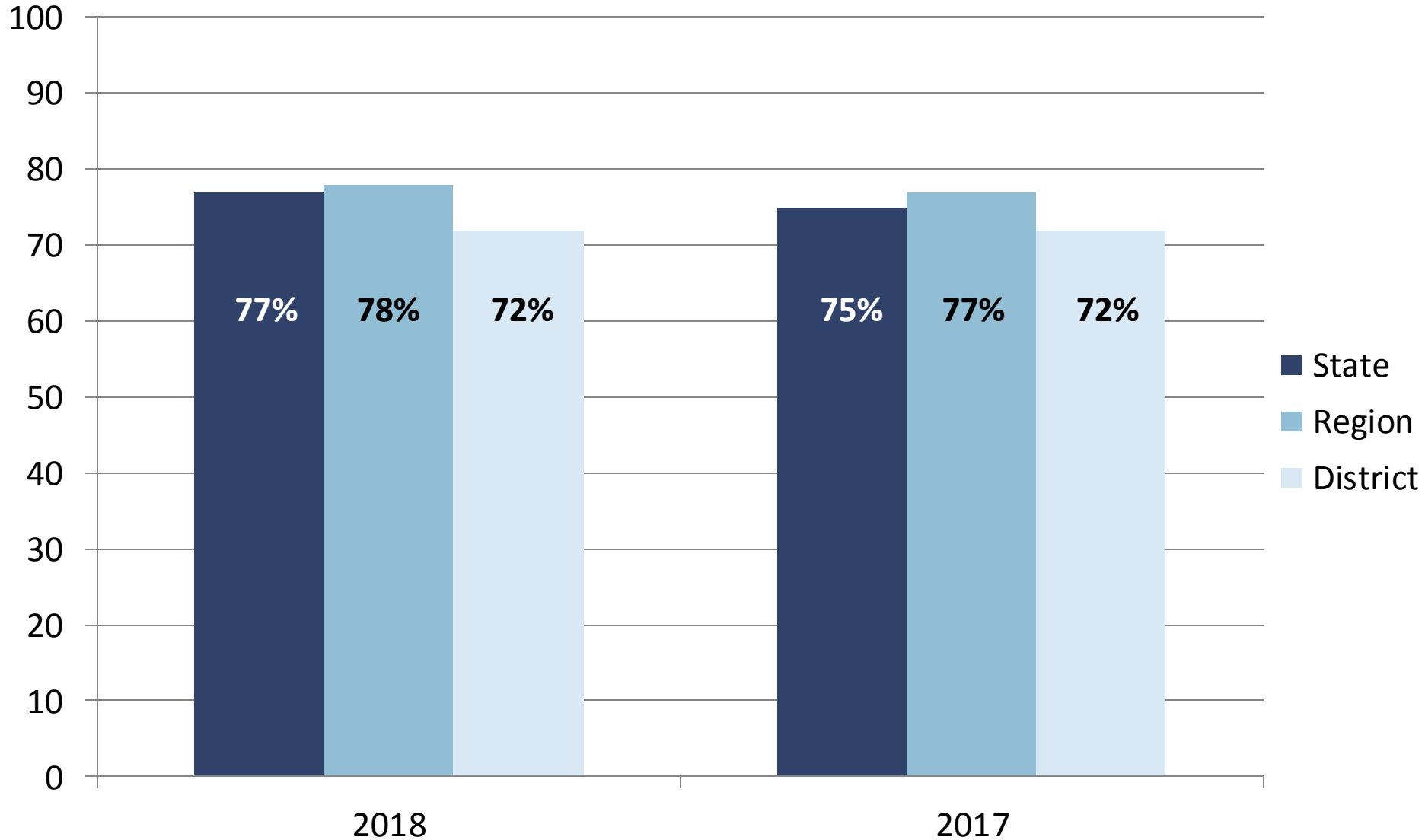
- Participation Rate
- Attendance Rate
- Annual Dropout Rates
- Graduation Rates
- College and Career Readiness Indicators

2017-18 TAPR Report Overview

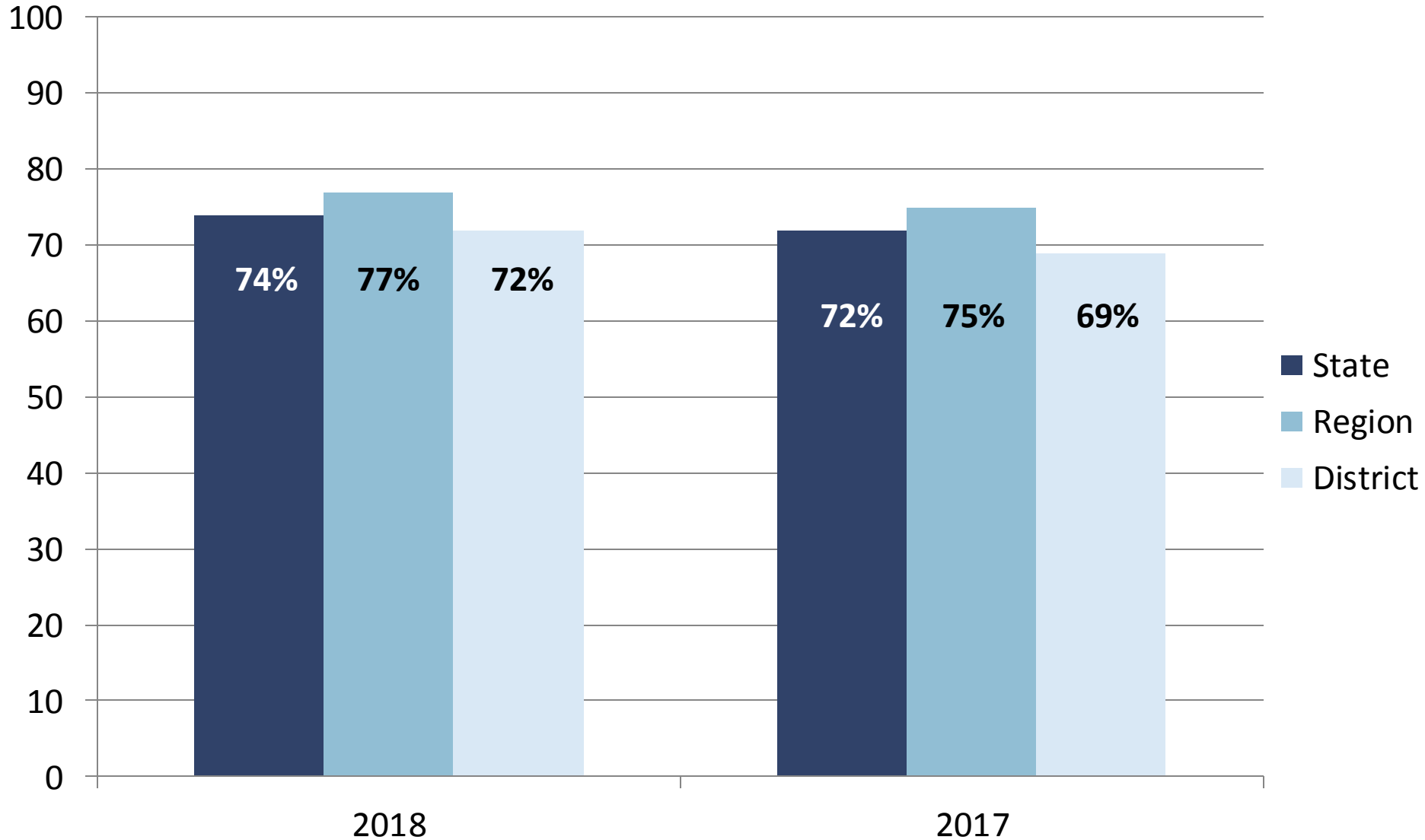
District/Campus Profile

- Student Information
 - *Demographics, Graduates, Retention Rates, Class Size*
- Staff Information
 - *Demographics, Experience, Salary Information*
- Programs
 - *Student Enrollment, Teachers by Program*
- Budget (2016-2017 Actual Financial Data)
 - *<http://www.tea.state.tx.us/financialstandardreports/>*

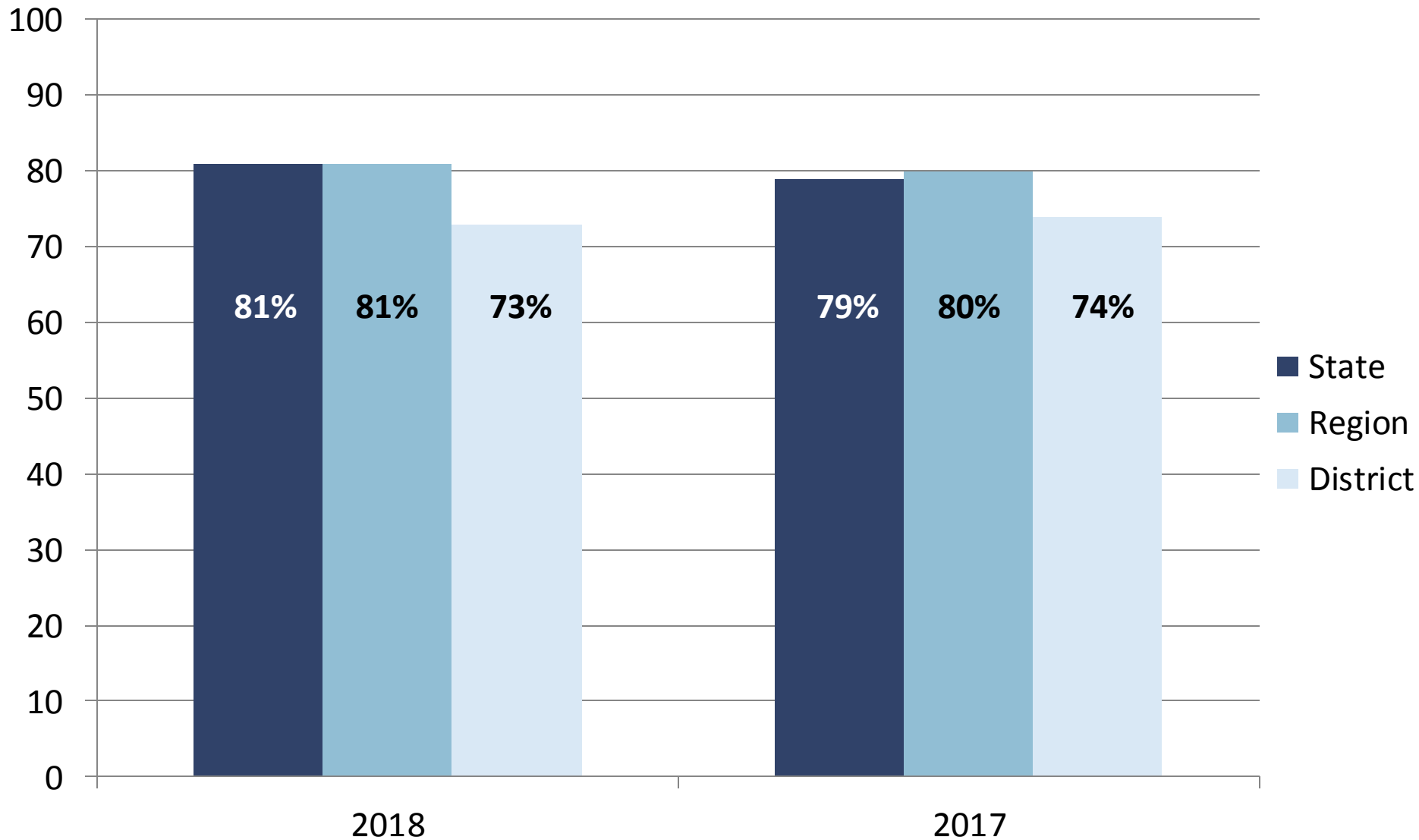
STAAR Percent at Approaches Grade Level + All Grades, All Subjects



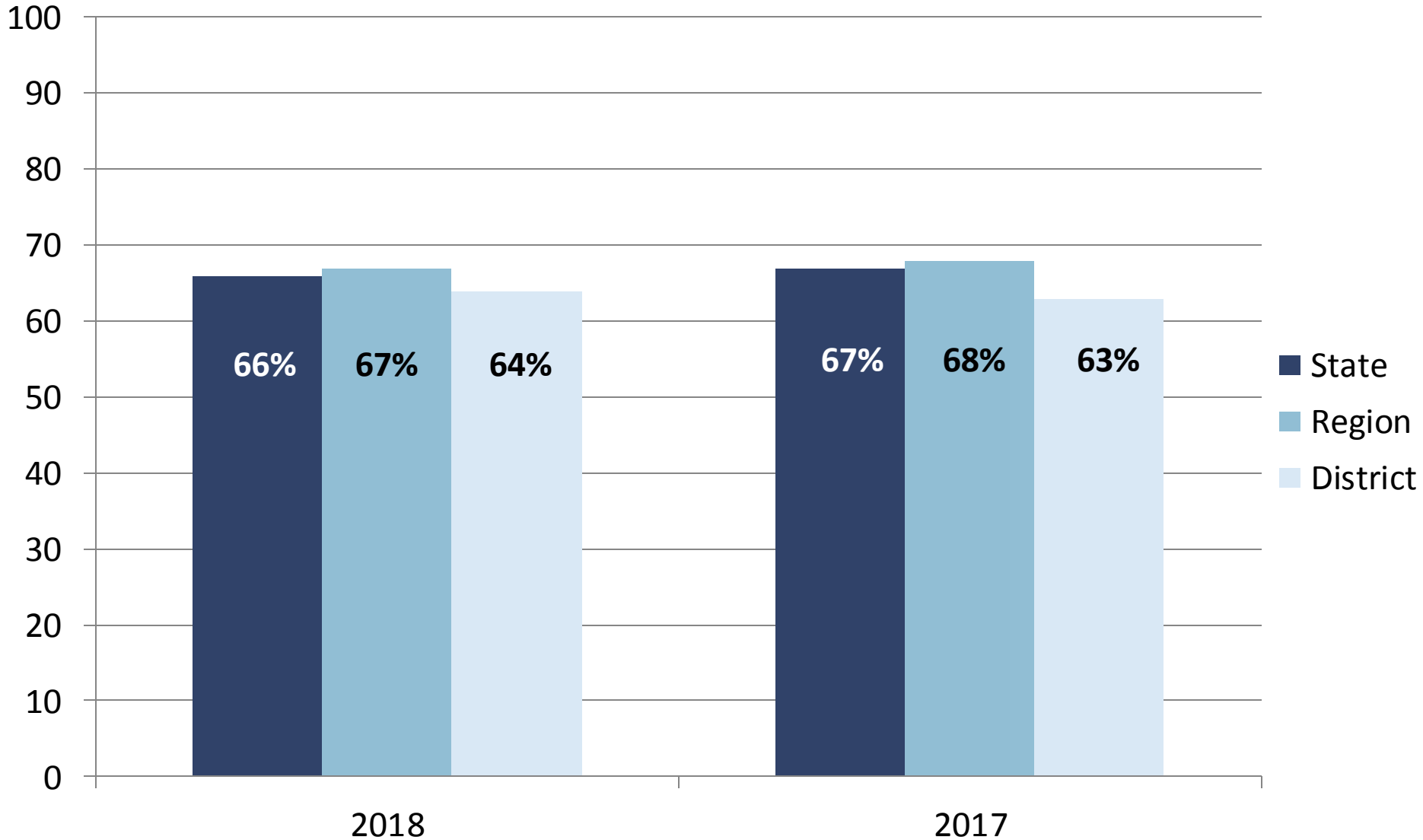
STAAR Percent at Approaches Grade Level + All Grades, Reading



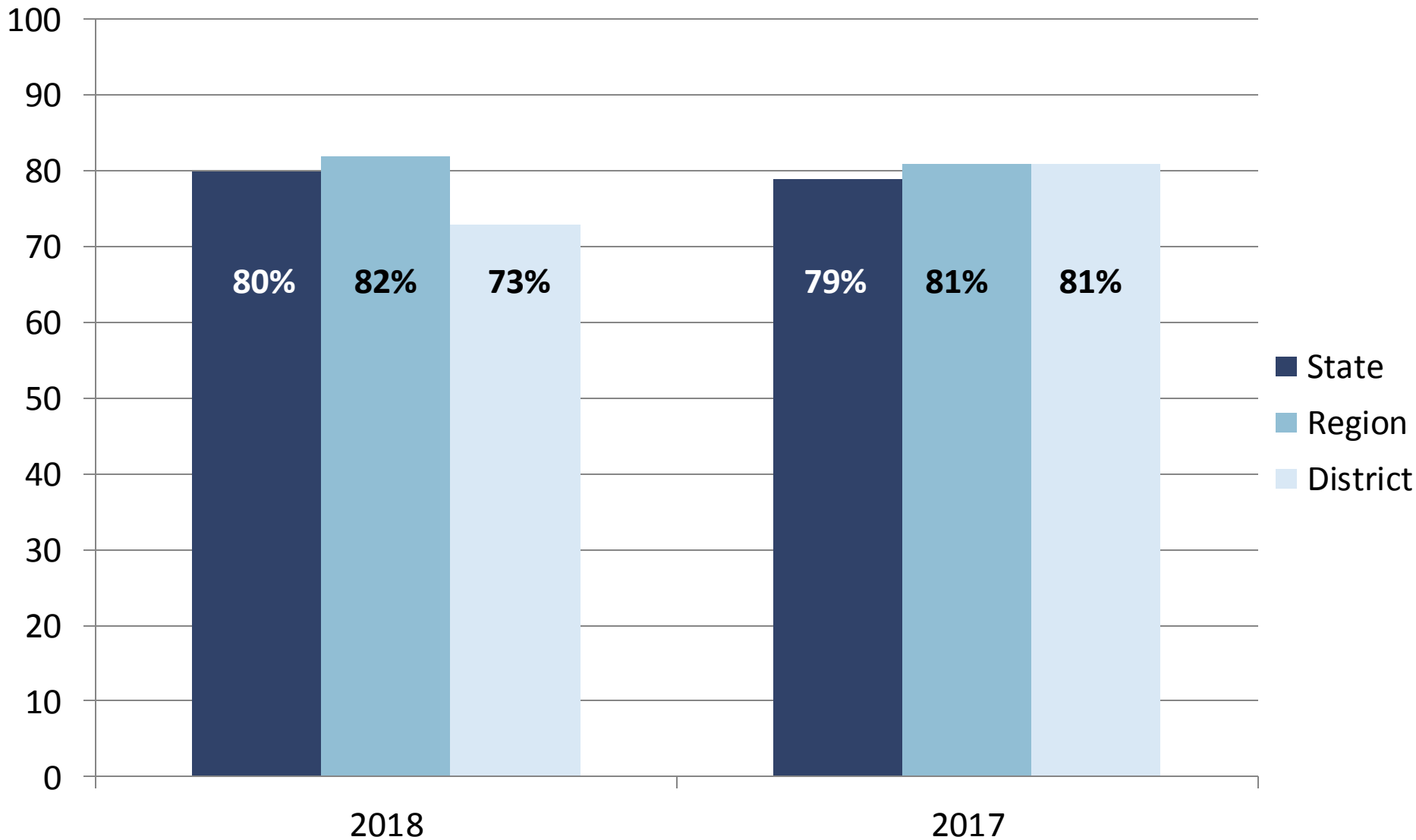
STAAR Percent at Approaches Grade Level + All Grades, Mathematics



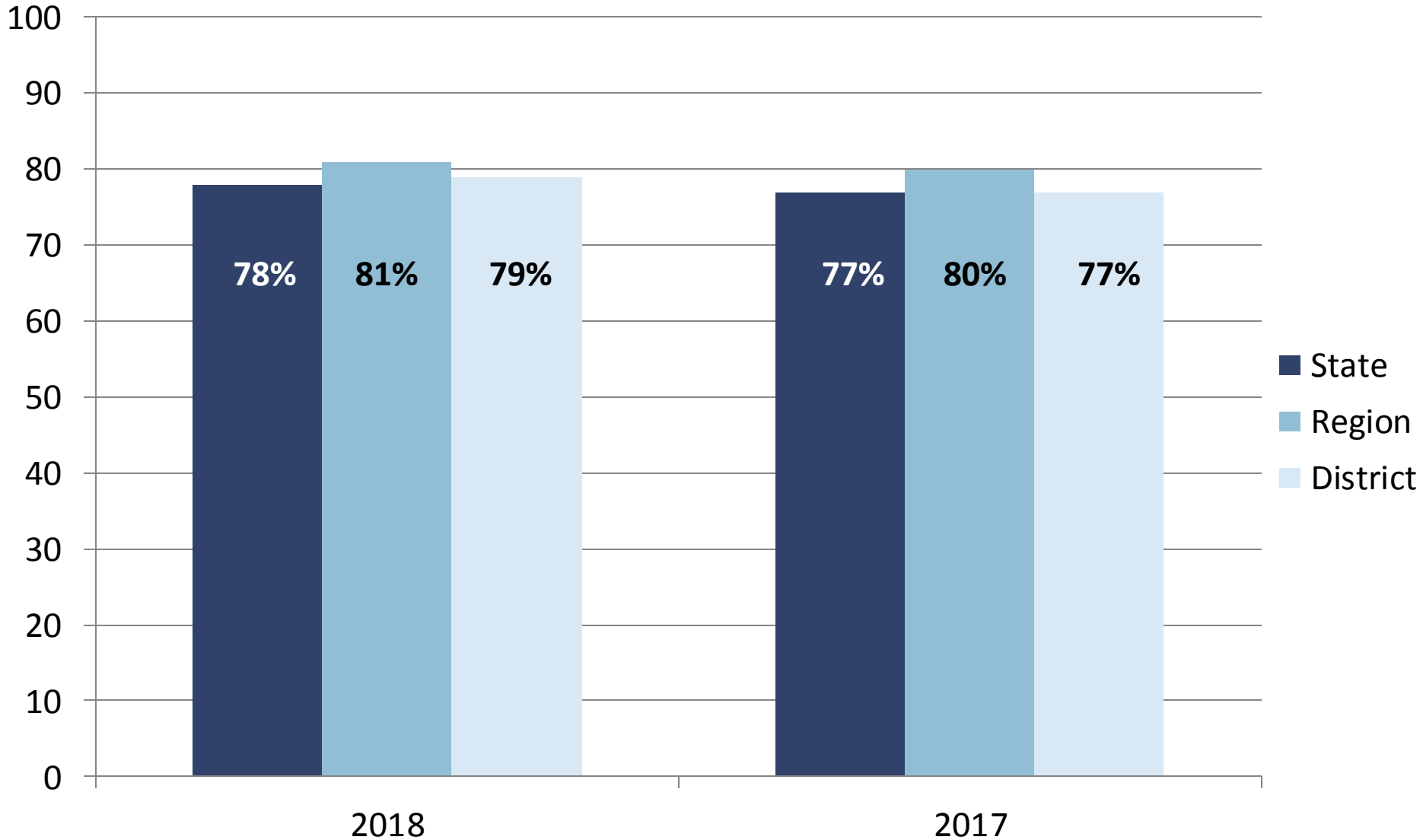
STAAR Percent at Approaches Grade Level + All Grades, Writing



STAAR Percent at Approaches Grade Level + All Grades, Science

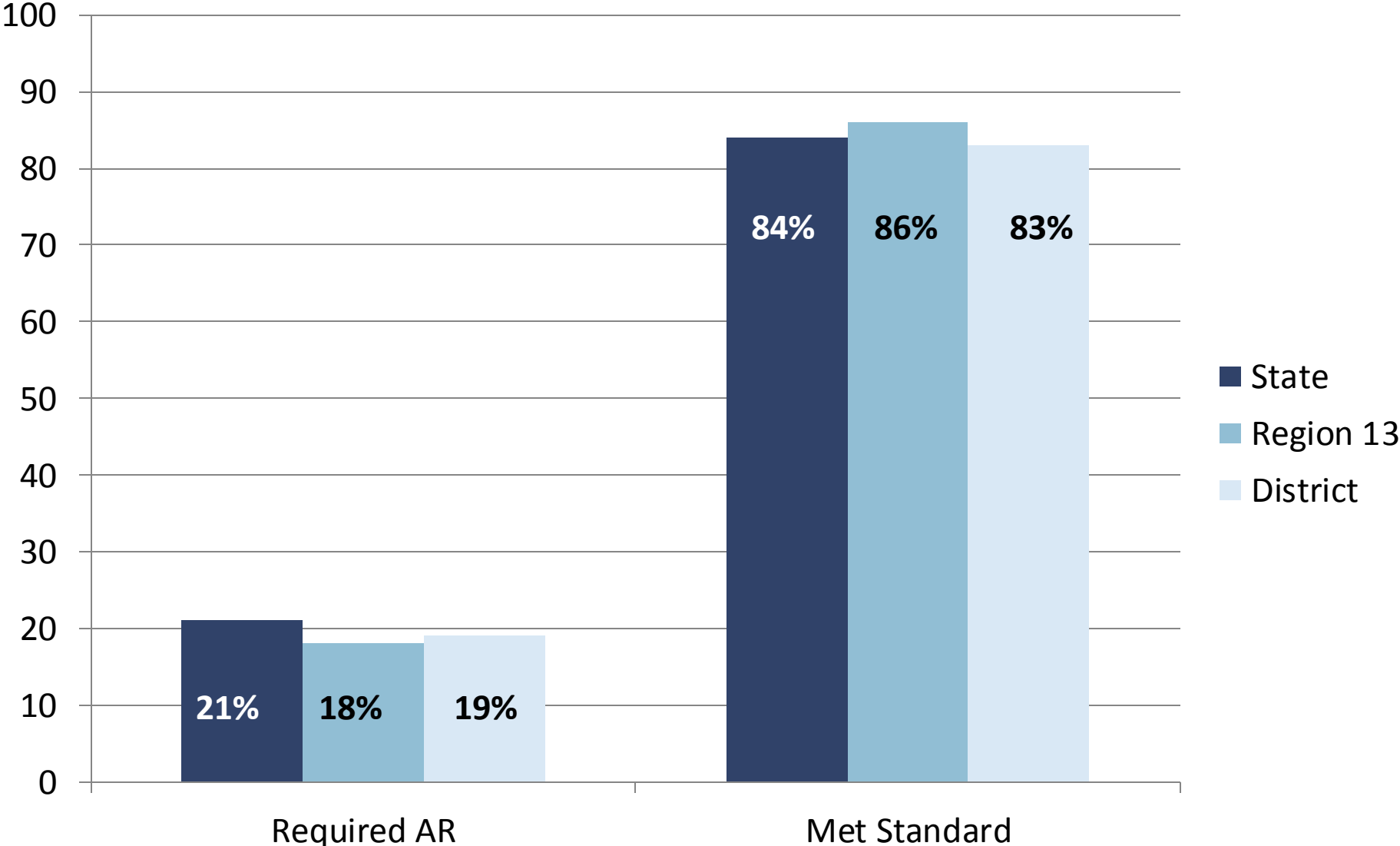


STAAR Percent at Approaches Grade Level + All Grades, Social Studies



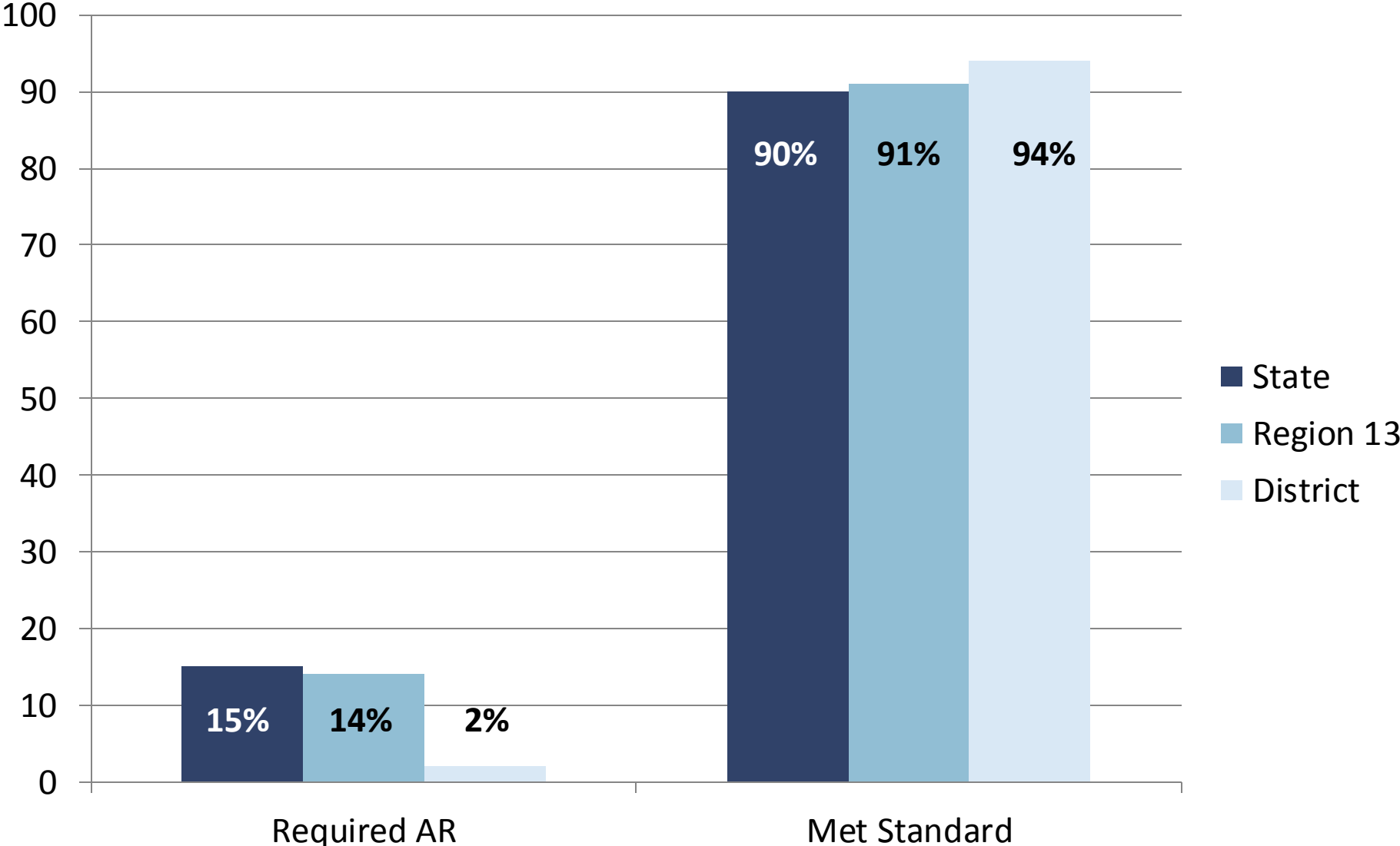
Student Success Initiative

5th Grade Reading



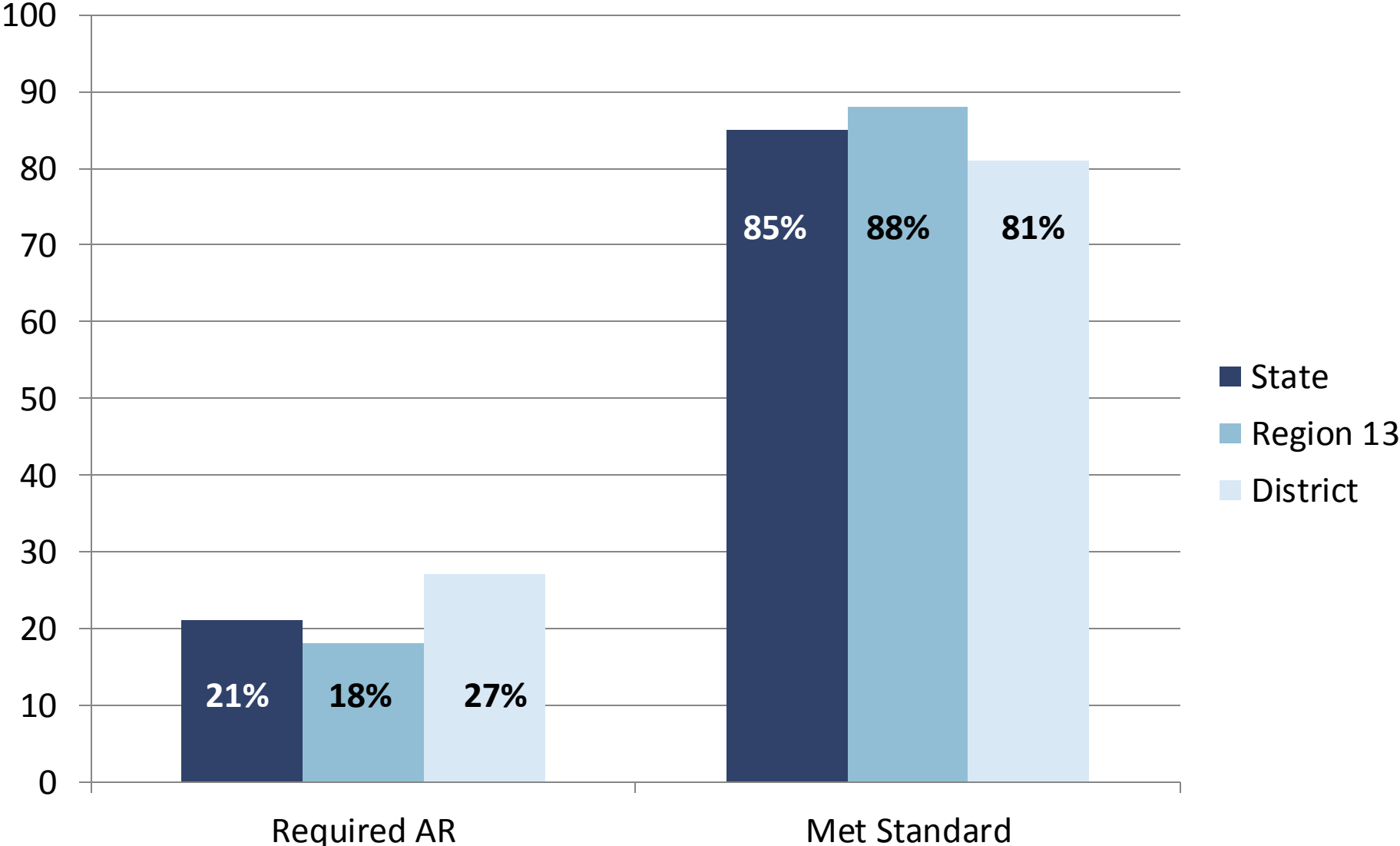
Student Success Initiative

5th Grade Mathematics



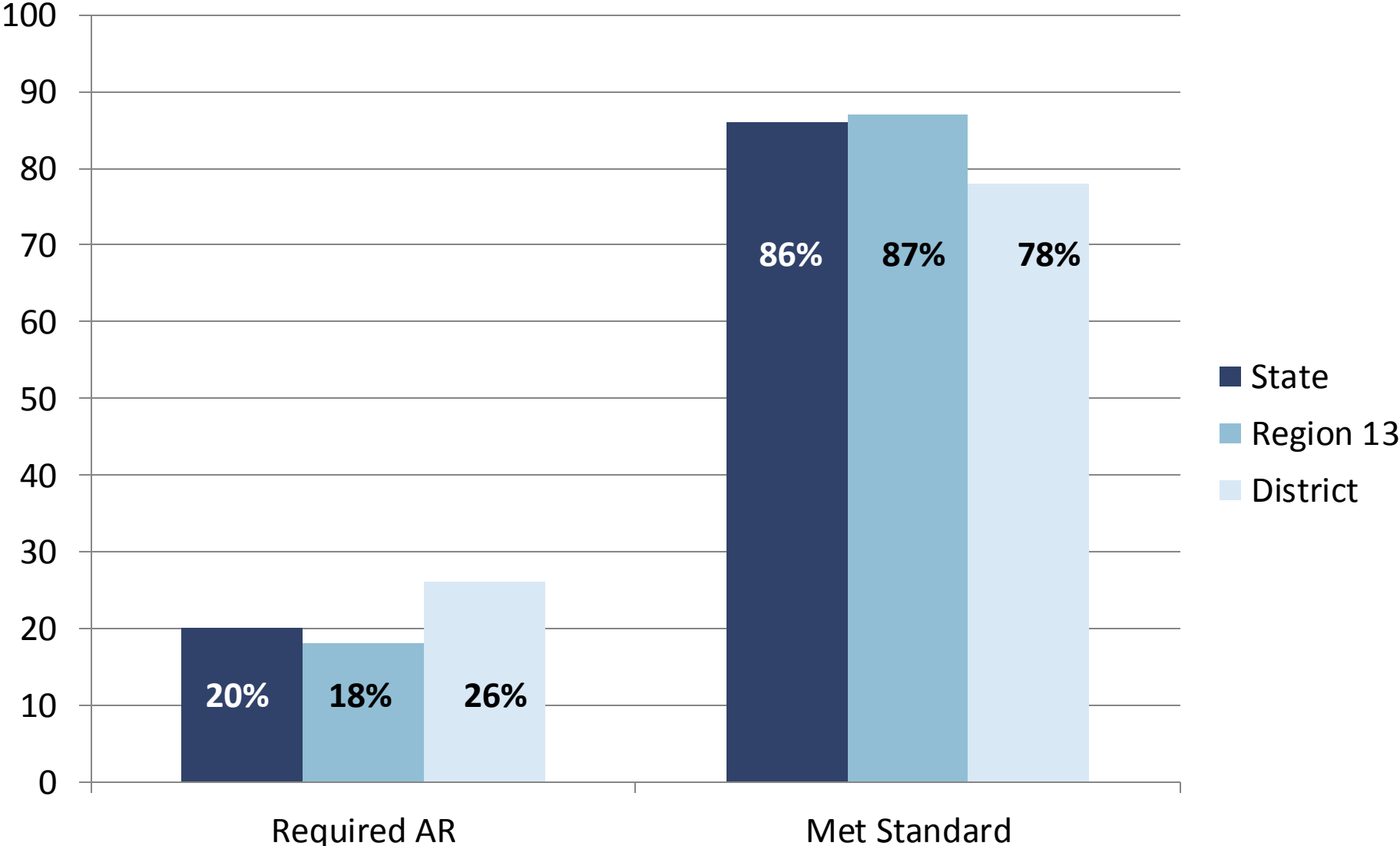
Student Success Initiative

8th Grade Reading

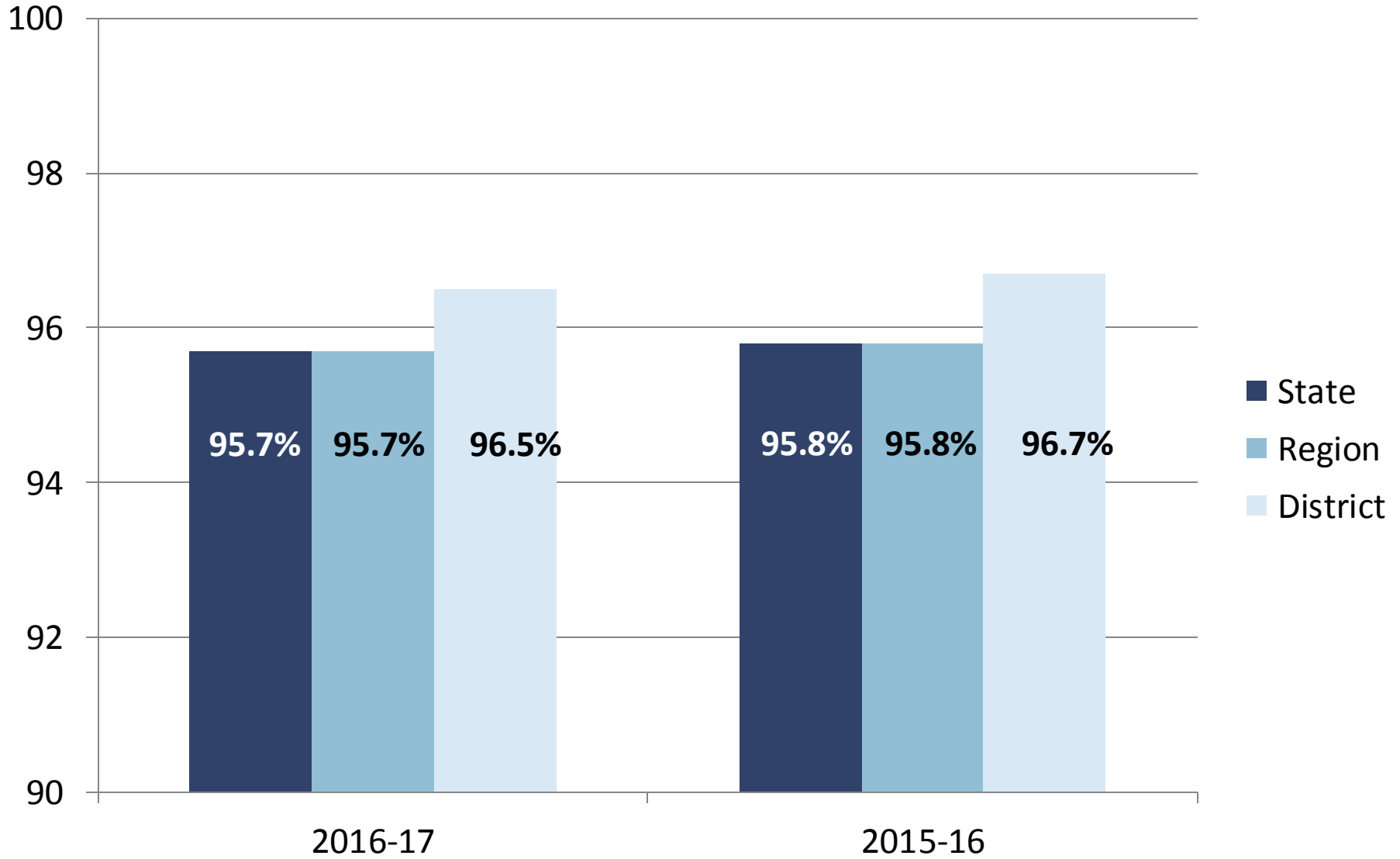


Student Success Initiative

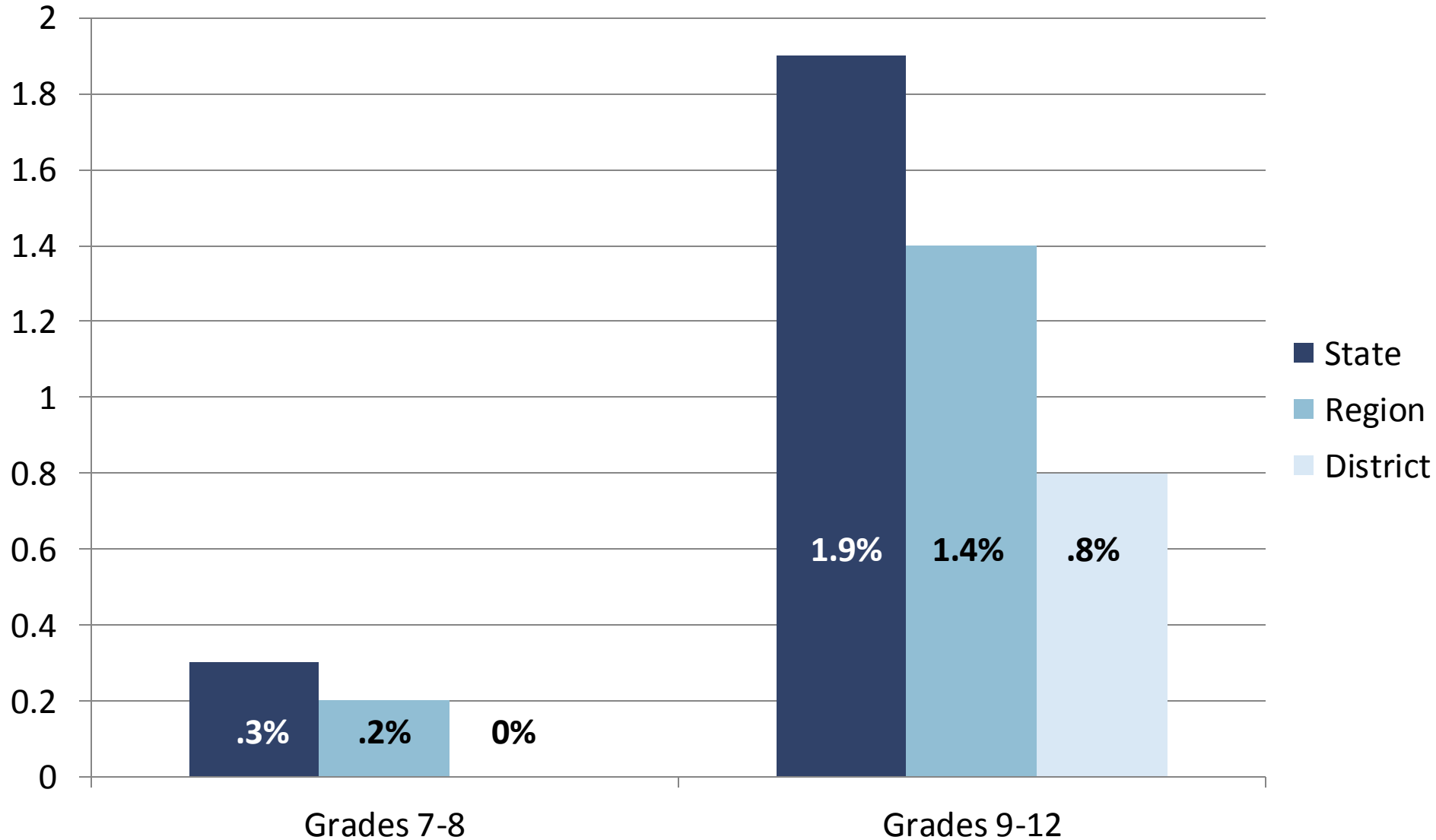
8th Grade Mathematics



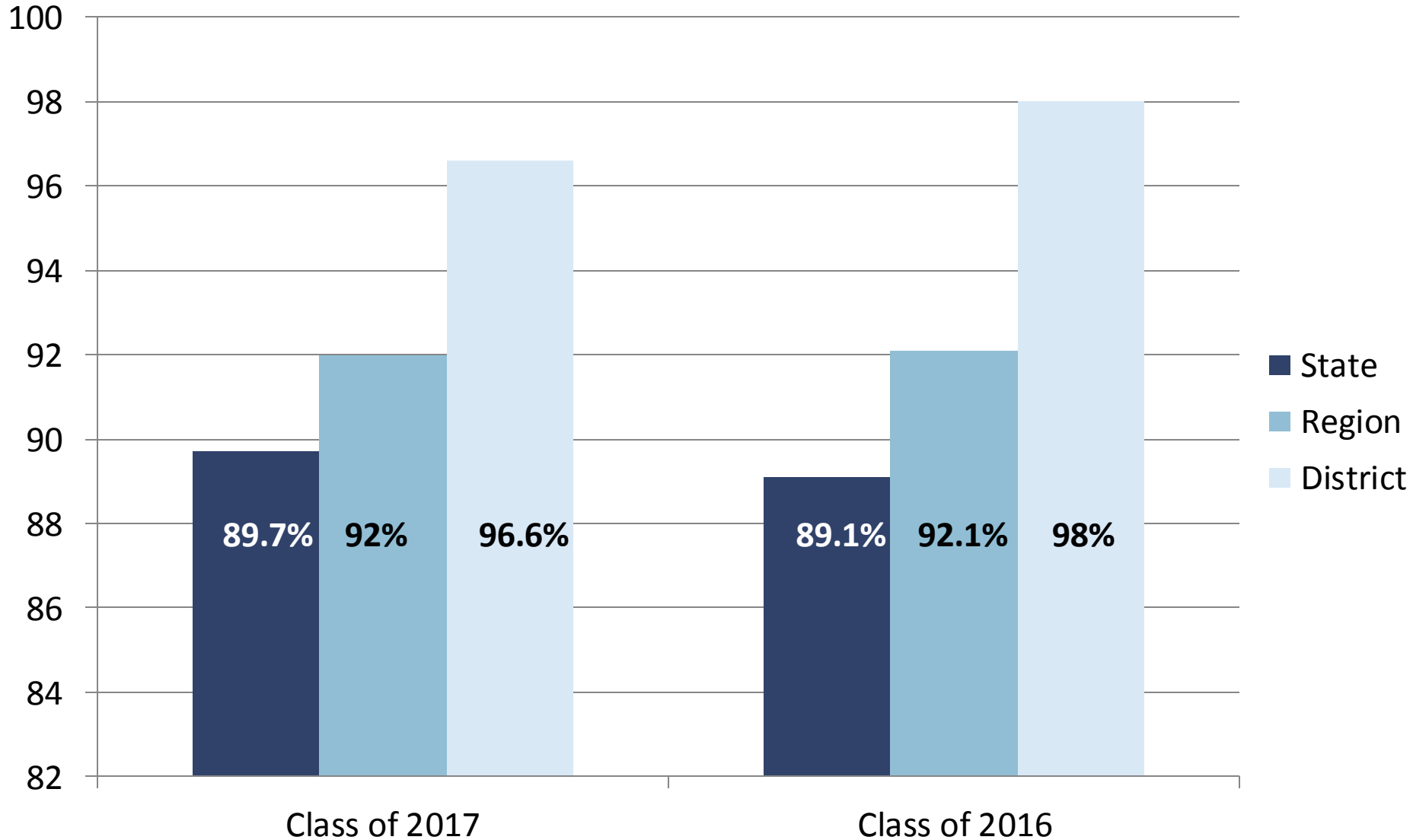
Attendance



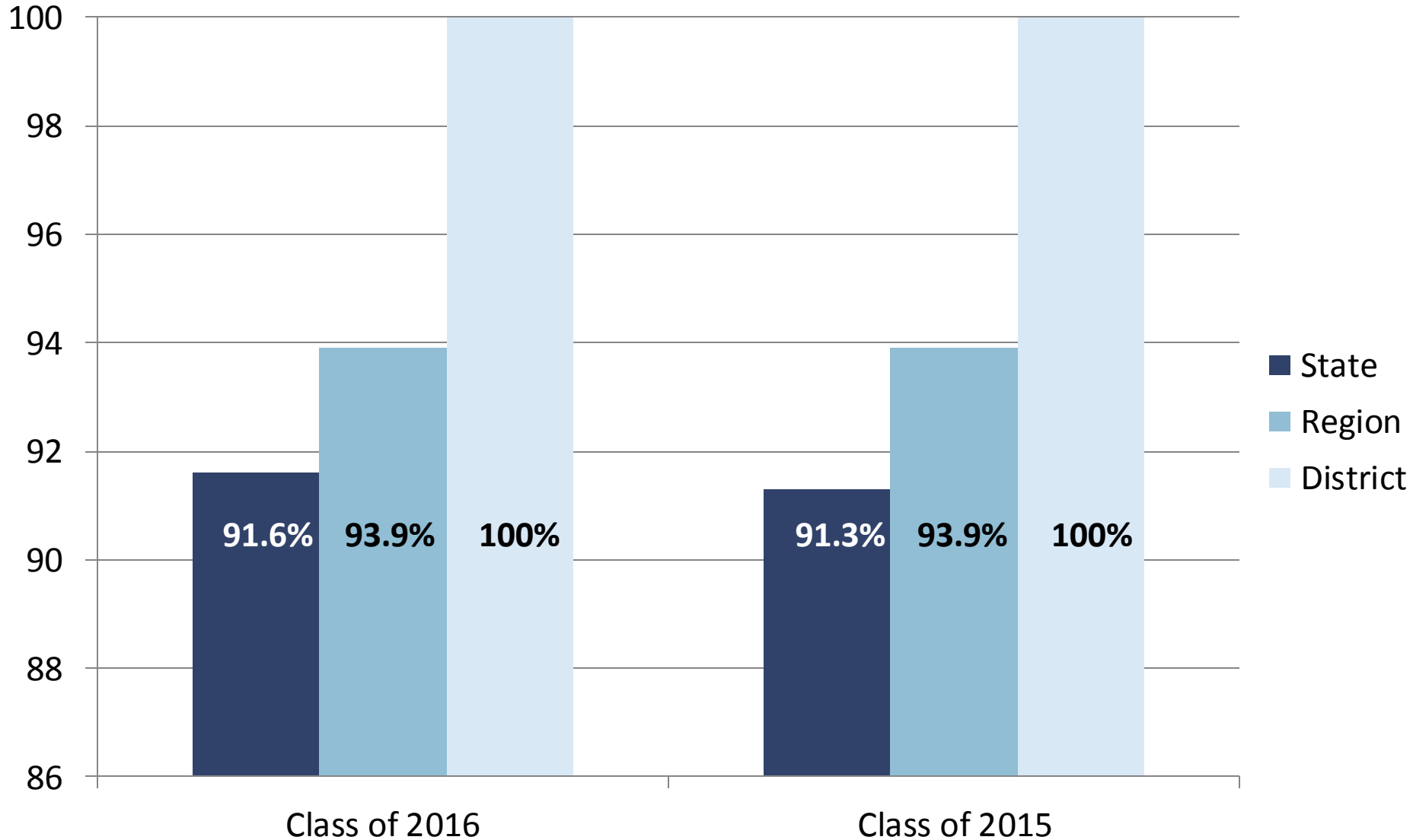
Annual Dropout Rate for District 2016-2017 Data



4-Year Longitudinal Graduation Rate (Grades 9-12)



5-Year Longitudinal Graduation Rate (Grades 9-12)



Texas Higher Education Coordinating Board

- Texas statute (TEC 51.403e) requires every district to include with its TAPR a report on student performance in postsecondary institutions during the first year enrolled after graduation from high school. The report includes:
 - *Number of Total Graduates, disaggregated by attendance in Institutes of Higher Education*
 - *Number of Students within each GPA reporting band*

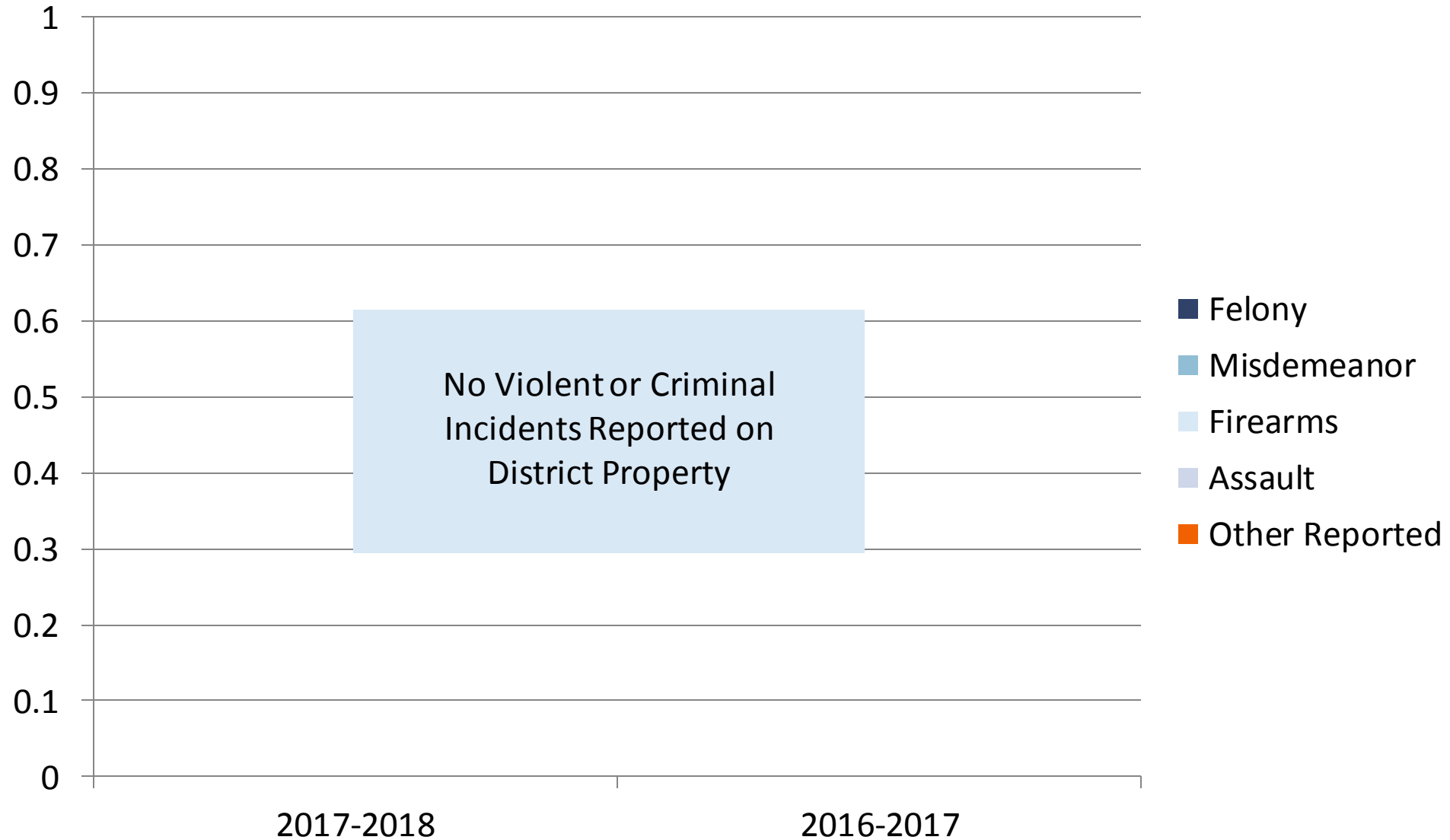
High School Graduates from FY 2016 Enrolled in Texas Public or Independent Higher Education in FY 2017

Schulenburg High School	Total Graduates	GPA for 1st Year in Public Higher Education in Texas					
		< 2.0	2.0 – 2.49	2.5 – 2.99	3.0 – 3.49	> 3.5	Unknown
Four-Year Public University	7	1	0	1	2	3	0
Two-Year Public Colleges	20	5	6	1	5	3	0
Independent Colleges & Universities	0						
Not Trackable	1						
Not Found	25						
Total High School Graduates	53						


Violent and Criminal Incidents

- Texas statute (TEC 39.053) requires every district to publish an annual report on violent and criminal incidents at campuses in the district
- The report must include:
 - *Number, rate and type of incidents*
 - *Information concerning school violence prevention and intervention policies and procedures used by the district*
 - *Findings that result from Safe and Drug-Free Schools and Communities Act*

Violent and Criminal Incidents



Moving Forward 2018-2019 Schulenburg ISD



Long-Term Strategic Goals (Year 5 of 5)

Schulenburg ISD:

- Recruits and retains highly qualified teachers, administrators, and staff
- Provides safe, secure, and inviting facilities that accommodate current needs and future growth
- Provides a supportive infrastructure for technologically-advanced programs
- Provides a wide range of educational opportunities and resources for students' success
- Utilizes a variety of strategies and resources to meet the diverse needs of the individual student
- Communicates effectively and develops partnerships with students, parents, and community
- Utilizes state and local finances in a fiscally responsible manner

District Performance Objectives for 2018-2019


Performance Measures:

The percentage of Junior High Students in grades 6-8 who meet or master grade level expectations in reading will increase at least 6% by June 2019.

The percentage of the achievement gap in reading district-wide between the African-American sub-population as compared to All Students will decrease by 6% or more by June 2019.

The percentage of the achievement gap in math district-wide between the African-American sub-population as compared to All Students will decrease by 4% or more by June 2019.

State and Federal Funds 2018-2019 Schulenburg ISD



Title 1, Part A: \$ 155,971

How are funds being used?

- Pre-Kindergarten Program
- Interventionists at elementary and junior high
- Solid Roots behavioral intervention program district-wide
- Learning Labs district-wide
- Inclusion paraprofessionals district-wide
- THRIVE Mentoring Program
- Parent and Family Engagement Activities
- Services for Homeless, Neglected, Delinquent Students

Title II, Part A: \$ 29,228

How are funds being used?

- Professional Development
- Instructional Coaching

Title IV, Part A: \$ 11,830

How are funds being used?

- Activities to support safety, security and student wellness (AIMS, Health and Wellness, Digital Citizenship, Bullying Prevention, etc...)
- Purchase of technology devices, equipment, software, and programs
- Activities to support effective use of technology (Technology Conferences, Professional Development)

Title III (Migrant) and

Title III (Limited English Proficient):

The amounts received are less than \$10,000. SISD is in a shared service arrangement (SSA) with Region 13 to manage and expend funds in these areas.

How are funds being used?

- Activities and resources to support students identified as Migrant or Limited English Proficient
- Professional Development for teachers and/or support personnel working with identified Migrant or Limited English Proficient students

2018-2019 Rural and
Low-Income Schools Grant
District Grant for Grades 3-8

Amount Awarded: \$ 13,800

How are funds being used?

- Targeted instruction and intervention support for students in grades 3-8 through an extended week instructional program (Saturday School)
- Saturday School is held from 8-11 am on Saturdays from January through May
- Funds cover the cost for the teachers, paraprofessionals, instructional materials, and transportation

Questions and Comments

For more information, please contact:

Lisa F. Meysembourg

Superintendent

Schulenburg ISD

979-743-3448

lmeysembourg@schulenburgisd.net

